

Food 4 Thought

What happens if the electric for garage door opener goes off?



- 1. Pull red knob which will release lifting arm----you can now raise the door by hand.**
- 2. To reattach arm device, use car remote door operator.**
- 3. Activate door control while standing under detached device, observe connection made.**

What type of maintenance is needed at garage door.



Lubricate chain using dripless type oil spray


Lubricate rollers using W-D 40

Never use grease as grease hardens with age!

Need garage door service: Helen Clark 614-402-7442



Recommend washing exterior of door using Purple Power Cleaner—Buy @ Auto Zone



Tired of sweeping up mulch & dirt? Purchase red scallop bricks @ Menards-about \$20.00




The secret to beautiful flowers is this: Spray with 4-step Miracle Grow



Deteriorated AC insulation can significantly impact your electric bill. You can purchase replacement at Home Depot, a 6 foot section costs about \$6.00. Use 11 inch long cable ties to secure new insulation. Install cable ties about 12 inches apart and also use electrical tape wrap around the insulation, spaced between the cable ties.




The photo at left side shows highly deteriorated sheathing at the electric supply line. Note the good condition at right side of the line. Photo at right side shows new electric line and insulation replacements.



Marble type gravel around perimeter of the AC units helps keep miscellaneous dirt, grass and leaves from blocking AC cooling. Note that a twelve inch separation exists between plantings and AC unit!



Faded color @ window shutters diminishes curb appeal. There are several good fixes- ArmorAll Protectant and Zymol Car Wax -- are two good products to use! Both are available at Auto Zone stores.



Some front entry doors have developed paint related problems. FYI, you can purchase the exact color at Home Depot—simply ask for Behr paint—New Albany Green!

Photo @ right reflects that some front entry door sills were never caulked. Recommend sealing entry door sills using good grade silicon caulking. As is, water, bugs and cold air can infiltrate!



Photo @ left depicts that screws used to secure dead bolt and house strike plates were about three quarters of an inch long. Strongly recommend that those screws be replaced using screws 2.5 inches long. The photo at right side shows owner coating face of strike plate with Paraffin wax.



Photo @ left shows owner applying paraffin wax to door plunger-good idea to coat all condo strike plates and door plungers with paraffin wax. FYI, paraffin is available at most grocery stores.

Ever have a squeaky door hinge? Remedy: remove door pin using screw driver as shown—drive door pin fully up and out of hinge and then fully coat pin using Vaseline. Next, remove hinge at door frame and then apply vaseline to all pivot points. Reset door frame hinge and drive drift pin down—no more squeaks.



Apply singer oil to storm door closer at least once a year. Fully coat the shaft




Want an easy solution to making cabinets and furniture look new again? Simply apply Liquid Gold (spray type).



How to level kitchen ranges the easy way! Remove bottom drawer, now one person can use level across top of range, while another lays on floor reaching thru area drawer removed to adjust support heights.



How to make washing hair and shower enclosures an easy task! Install a hand held shower head and adjustable support system, available at Home Depot, Menards and Lowes.



Ever had the feeling, that you might slip and fall? Recommend installing a small grab bar. If stud location not suitable for attaching with screws, use a Wingit Fastener available at Home Depot.